

How to test yourself with BD Veritor™ COVID-19 Rapid Antigen Screening Test

This handout explains how to use a BD Veritor™ COVID-19 rapid antigen test kit on yourself. Before you start:

- If you have ANY COVID-19 symptoms or if you have been exposed to someone with COVID-19, **do NOT** use this test kit, and instead get tested at an assessment centre or community lab ([COVID-19 testing locations \(ontario.ca\)](https://www.ontario.ca/covid-19-testing-locations)).
- Make sure your kit has all the materials needed and that none of the materials are expired or damaged.
- Store the kit and its content at room temperature (not in the fridge or freezer) and away from direct sunlight.
- Find a clean area free of foods, drinks, or clutter, and easy to clean in the event of a spill.
- During the test, do not eat, drink, smoke, vape, put in contact lenses, put on make-up, or touch your face in any way.
- Only use the test on yourself. Do not test others or give tests to others.

1

Blow your nose and then wash your hands for at least 20 seconds.

2

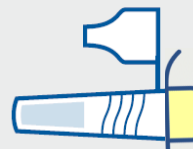
Assemble the materials in your kit. They include:




One test strip



One sterile nasal swab



Tube with reagent fluid*
(*See Note on page 2)



3

Swab both nostrils.

- Remove the swab from its package, keeping the swab tip away from your hands or any other surfaces.
- Tilt your head back and insert the swab straight back (not up) into one nostril. Stop when you meet resistance or when you reach 2.5 cm (distance is shorter in children < 12 years old).
- Turn the swab against the inside of your nose 5-10 times.
- Remove the swab and repeat same steps in the other nostril.

4

Prepare the sample.



- While making sure that the swab tip never touches any surface or your hands, remove cap from the tube and insert the nasal swab.



- Swirl the swab in the liquid for 15 seconds, pressing it against the sides of the tube.



- Use one hand to pinch the tube and pull up the swab with the other hand, bringing the swab through the pinched tube.

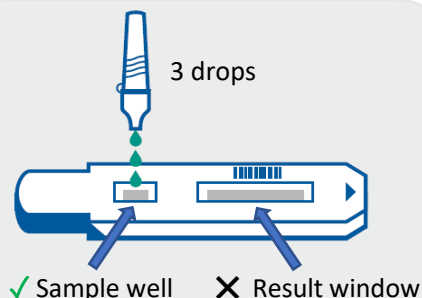


- Throw the swab in the garbage.
- Firmly close the tube with the dispensing cap (attached to the tube).

How to test yourself with BD Veritor™ COVID-19 Rapid Antigen Screening Test

5 Perform the test.

- Remove test strip from its package and place it face up on a clean and flat surface.
- Turn the tube upside down over the square sample well on the test strip and gently squeeze the tube to put 3 drops into the sample well (DO NOT put drops in the result window).

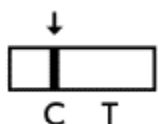


6 Wait 15 minutes before reading your results.

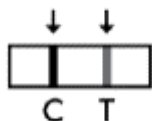
- Your result may not be correct if read in less than 15 minutes or more than 20 minutes after putting the drops into the sample well.



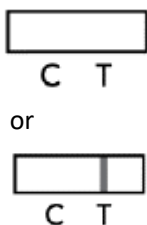
7 Read your results. It does not matter which line appeared first or how faint the lines look.



- If only the control line (C) is present, the result is **negative**.



- If both control line (C) and test line (T) are present, the result is **positive**.



- If the control line (C) is not present, result is **not valid** (i.e., the test is not working).

8 Act on your result quickly.

- If your result is **negative**, it is less likely that you have COVID-19. You may resume your daily activities while continuing to follow all public health advice.
- If your result is **positive**, you may have COVID-19 and should get a laboratory test at an assessment centre or community lab as soon as possible to confirm your result. Immediately self-isolate until you receive your laboratory test result.
- If your test is **not valid**, repeat the test using a new swab and test device. You will need to swab your nose again according to the instructions.

9 Dispose of test materials in the garbage and wash your hands.

Additional Resources

- [COVID-19 Self-Assessment Tool](#)
- [Self-tests: COVID-19 test and testing location information](#)
- [Testing Yourself for COVID-19](#)

***Note:** The liquid (reagent) in the tubes can irritate (bother) your eyes and skin. The liquid is toxic (dangerous) if swallowed. If the liquid accidentally touches your skin, wash it with plenty of water. If it touches your eyes or mouth, rinse with plenty of water for 15 minutes and contact your health care provider or the Ontario Poison Centre (1-800-268-9017) for assistance.